

2.7.1

THE FEEDBACK COORDINATION COMMITTEE REPORT

ON

Student Satisfaction Survey (SSS)

ACADEMIC SESSION: 2022-23



Submitted by

FEEDBACK COORDINATION COMMITTEE

**Paschim Guwahati Mahavidyalaya
Dharapur, Guwahati-17**

Introduction:

The Feedback Coordination Committee of Paschim Guwahati Mahavidyalaya has the three fold task of designing, collecting and analysing feedback from its stakeholders to monitor and evaluate the overall performance of the college in an academic year. As observed the even semester students of BA & BCom courses in comparison to the odd semester students, get sufficient time to understand the college environment and their respective courses. Thus feedback forms were distributed amongst the even semester students of B.A and B.Com courses respectively. The different categories of Feedback Forms designed for the academic year 2022-23 are as follows:

- 1. Student's Feedback on Curriculum and Syllabus.**
- 2. Faculty Feedback on Curricular aspects & its Transaction.**
- 3. Student's Feedback on Safety Survey.**
- 4. Students' Feedback on Teachers.**
- 5. Alumni Feedback.**
- 6. Feedback from Employers**

Objective of the Survey is to find out the shortfalls/Shorcomings of the institution such as:

1. The physical/ infrastructural facilities provided to the students by the institution.
2. The academic environment .
3. The various strengths of the institution as a whole from the point of view of the students.
4. To rectify all the shortcomings, as far as possible, which come to light through the feedbacks.
5. To improve/strengthen on the positive aspects of the institution.

Population of the Survey:

_The population of the study consists of even semester students of the 2nd, 4th, 6th Semester classes from both B.A and B.Com courses.

Methodology Adopted: A Feedback Form prepared exclusively for students have been made available online through the students mobile portal of the college. Students are invited to participate in the Feedback collection process using the same portal. The numbers of questions vary for each category of Feedback .They have to choose from the available multiple options. Questions are typed in both English and Assamese languages. The feedback form is available in both PC and mobile compatible mode. The responses of the students are tabled and evaluated in the digital form and the outcome of the study is

formally handed over to the IQAC in a report format to further place before the college authority and to make it available in the Website of the college thereafter.

STUDENTS' FEEDBACK ON CURRICULUM & SYLLABUS

Brief Statistics:

Period of the survey: Academic Session 2022-23 (Even Semester)

Classes on which Survey was conducted: BA & B.Com 2nd, 4th, 6th Semesters respectively

Total no. of Respondents: 337

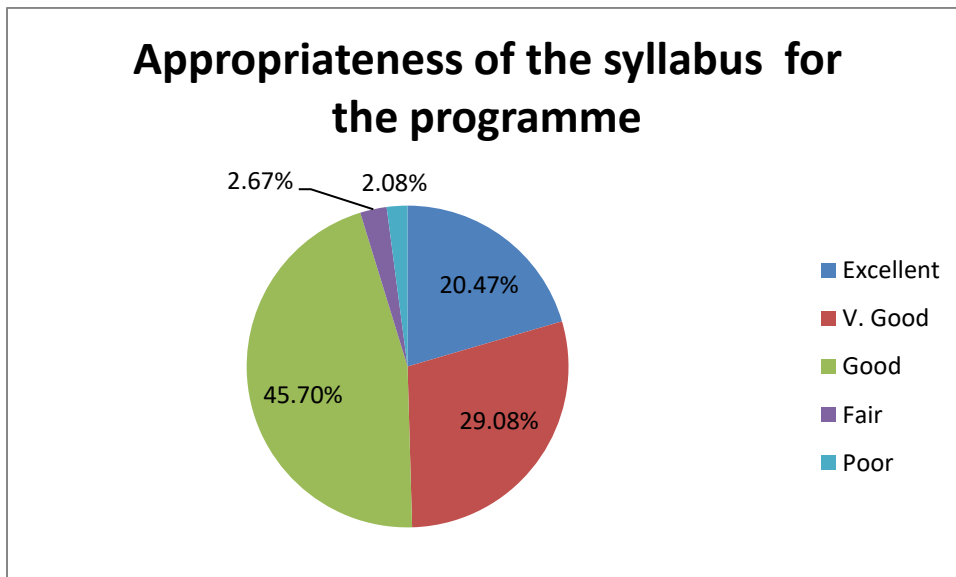
Mode of Survey conducted: Online (open to all UG students)

Results of the Analysis of Data from Students' Feedback on curriculum and syllabus

A total of 337 students have responded to the feedback process through mode. The various statistics evolved out of the survey can be analysed as follows:

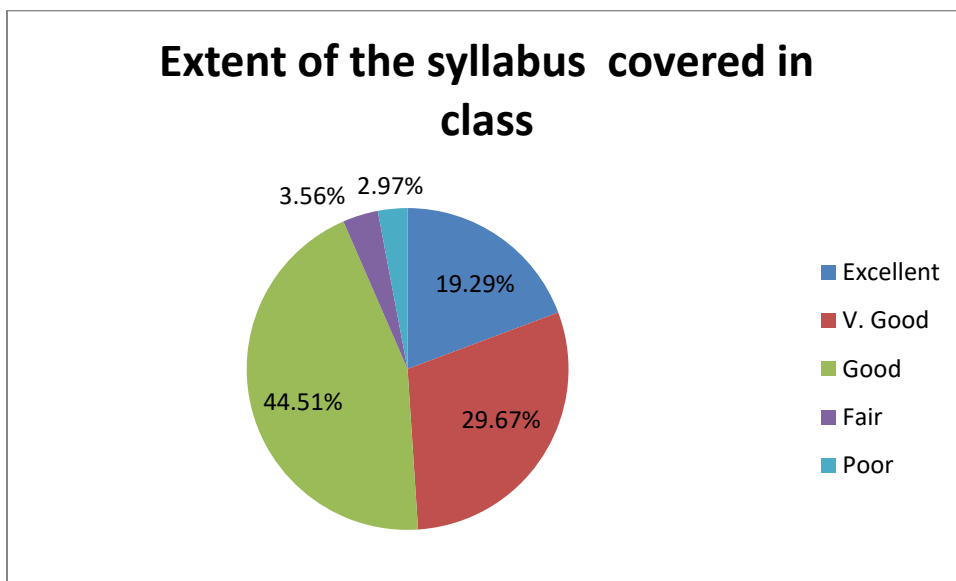
1. Do you think the syllabus is appropriate for the programme and includes up to date knowledge, concept, and vocational skills?

Appropriateness of the syllabus for the programme	Excellent	V. Good	Good	Fair	Poor
Response in %	20.47%	29.08%	45.7%	2.67%	2.08%



2. What Extent of the syllabus is covered in the class?

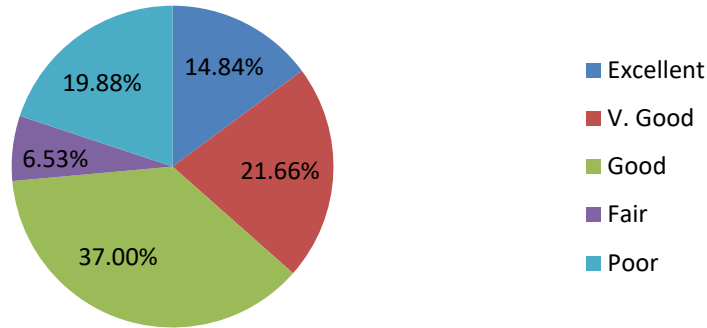
Extent of the syllabus covered in class	Excellent	V. Good	Good	Fair	Poor
Response in %	19.29%	29.67%	44.51%	3.56 %	2.97%



3. Whether students get opportunities to participate in students' exchange, field visit?

Opportunities to participate in students' exchange field visit.	Excellent	V. Good	Good	Fair	Poor
Response in %	14.84%	21.66%	37.0%	6.53%	19.88%

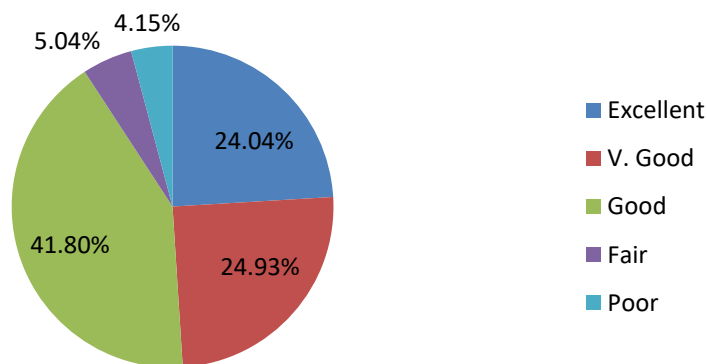
Opportunities to participate in students's exchange field visit.



4. Does the curriculum sufficiently motivate students for further study and research?

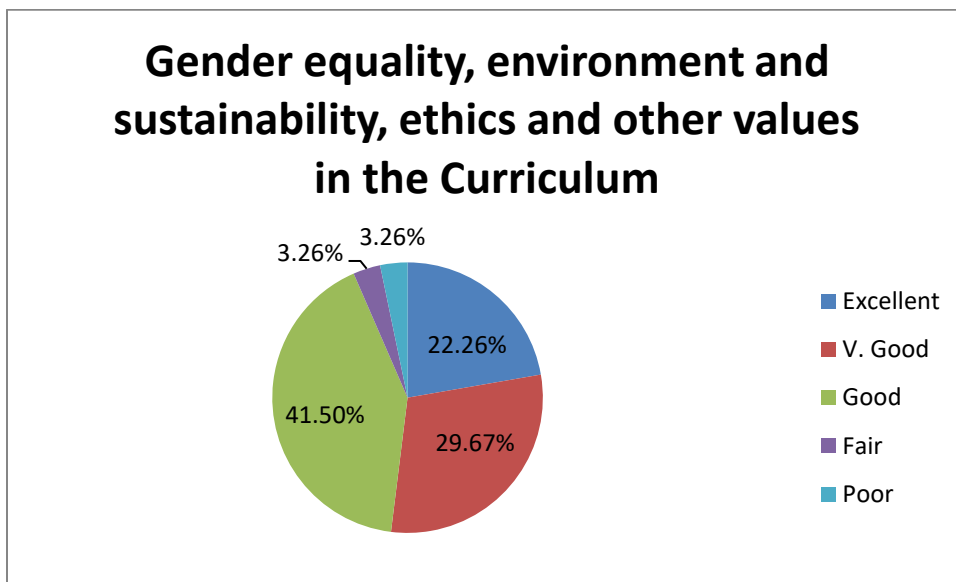
Motivation of the curriculum for further study and research	Excellent	V. Good	Good	Fair	Poor
Response in %	24.04%	24.93%	41.8%	5.04%	4.15%

Motivation of the curriculum for further study and research



5. Does the curriculum introduce students to issues such as gender equality, environment and sustainability, ethics and other values?

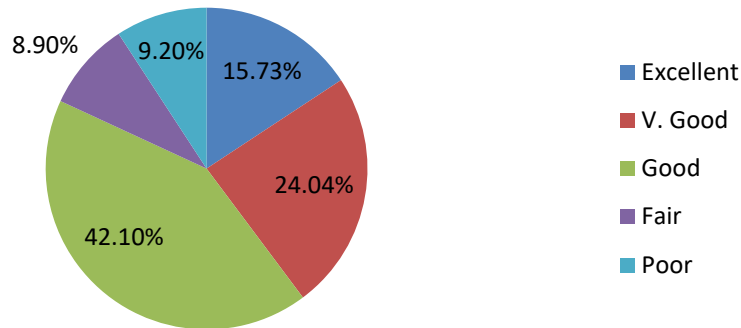
Gender equality, environment and sustainability, ethics and other values in the Curriculum	Excellent	V. Good	Good	Fair	Poor
Response in %	22.26%	29.67%	41.5%	3.26%	3.26%



6. Does the academic flexibility of the curriculum promote internships, field trips and the time and credits allotted to projects/ field trips are sufficient ?

The academic flexibility of the curriculum	Excellent	V. Good	Good	Fair	Poor
Response in %	15.73%	24.04%	42.1%	8.90%	9.20%

The academic flexibility of the curriculum



Summary of the analysis of the Students' Feedback on Curriculum for the session 2022-23

- 1 Majority of the students are happy with Curriculum and syllabi of the courses. They find the syllabus appropriate for the programme with up to date knowledge and concepts including vocational skills. Only 2.47% of the students do not think so.
- 2 During the Pandemic, students got relatively less time in a semester to complete the syllabi, but this session student's response regarding the extent of syllabus covered in class is very good.
- 3 26.41% of the students feel they do not get opportunities to participate in students' exchange and field visit.
- 4 Majority of the students find that the curriculum sufficiently motivates them for further study and research.
- 5 93.48% feels the curriculum introduces students to issues such as gender equality, environment and sustainability, ethics and other values. 6.52% of the students do not agree.
- 6 80 % of the students feel the academic flexibility of the curriculum promotes internships, field trips and the time and credits allotted to projects and field trips is sufficient. Approximately 20 % students do not agree.

. Students' Feedback on Safety Survey

Brief Statistics:

Period of the survey: Academic Session 2022-23 (Even Semester)

Classes on which Survey was conducted: BA & B.Com 2nd, 4th, 6th Semesters respectively

Total no. of Respondents: 218

Mode of Survey conducted: Online (open to all UG students)

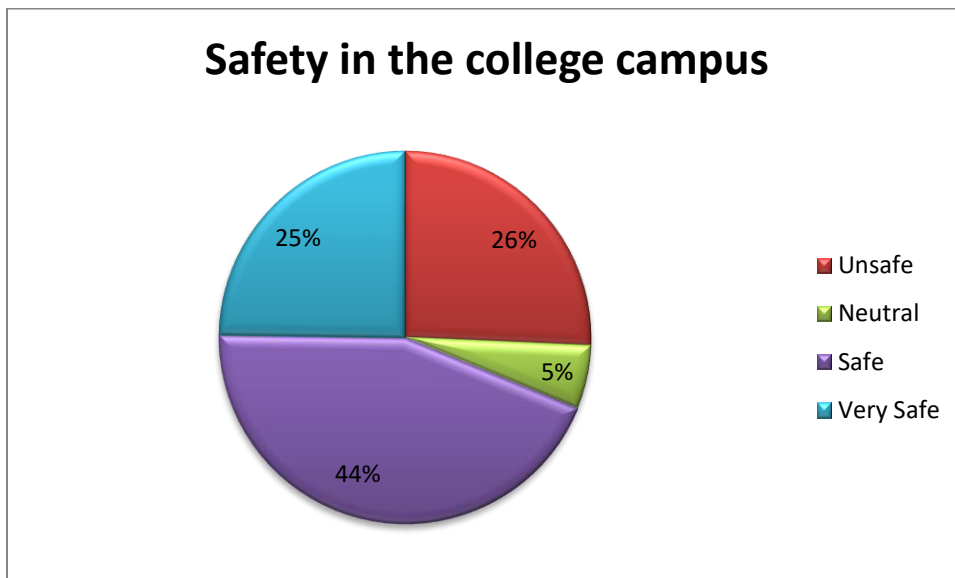
-Results of the Analysis of Data from Students' Feedback on Safety Survey

A total of 218 students from BA & Bcom Classes have responded to the feedback process through mode.

The various statistics evolved out of the survey can be analysed as follows:

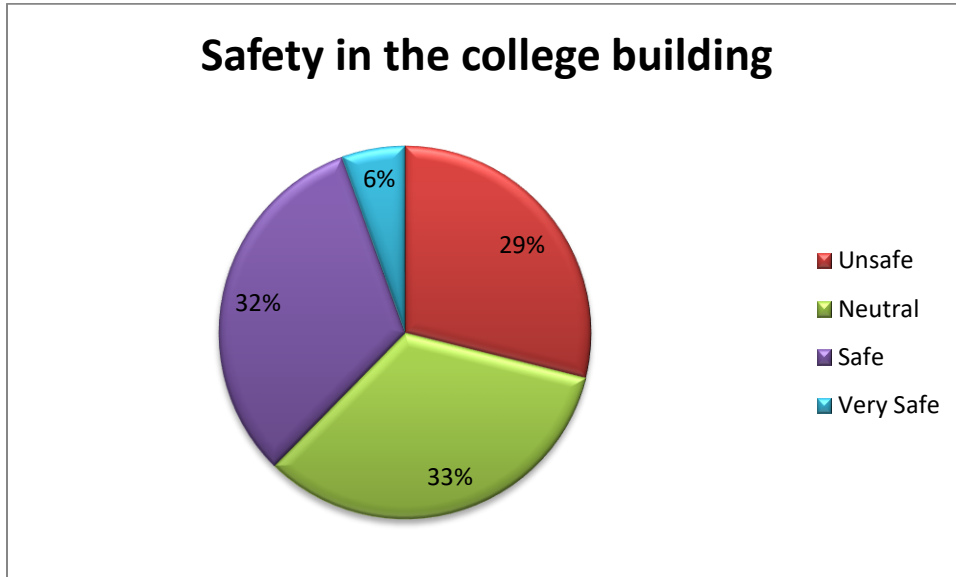
1. How safe do you feel in general, inside the college campus?

Safety in the college campus	Unsafe	Neutral	Safe	Very Safe
Response in %	25.69%	5.5%	44.04%	24.77%
	56	12	96	54



2. How would you rate the safety level inside the college building?

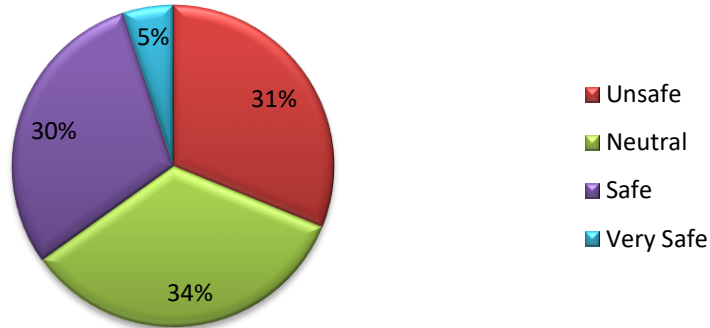
Safety in the college building	Unsafe	Neutral	Safe	Very Safe
Response in %	28.90%	33.49%	32.11%	5.5%
	63	73	70	12



3. How would you rate the safety level around the college campus?

Safety level around the college campus	Unsafe	Neutral	Safe	Very Safe
Response in %	31.19%	33.94%	29.82%	5.05 %
	68	74	65	11

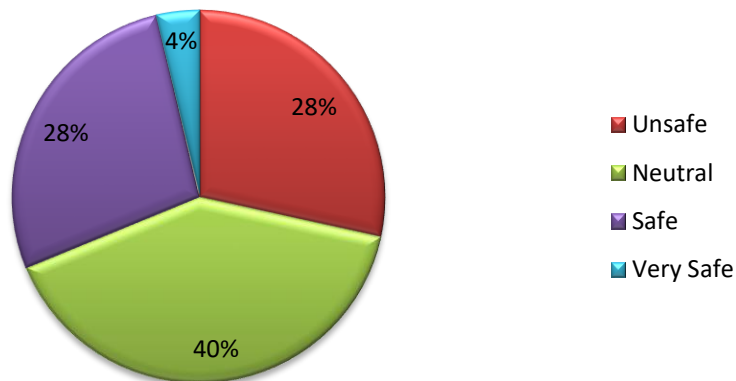
Safety level around the college campus



4. How would you rate the safety level inside the sports complex?

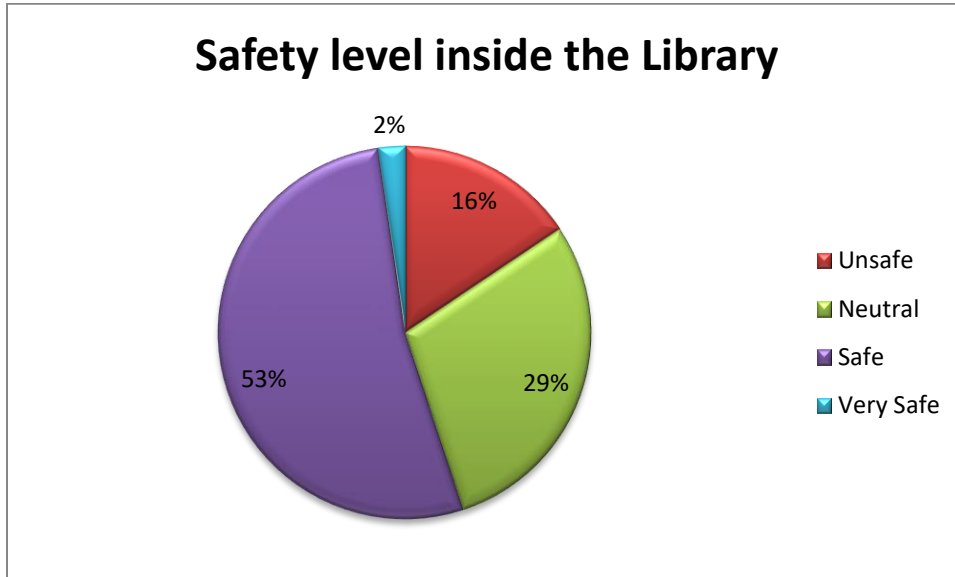
Safety level inside the sports complex	Unsafe	Neutral	Safe	Very Safe
Response in %	28.44%	40.37%	27.52%	3.67%
	62	88	60	8

Safety level inside the sports complex



5. How would you rate the safety level inside the Library?

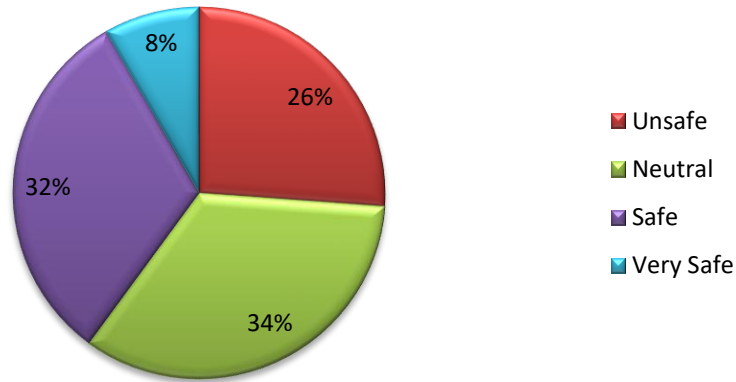
Safety level inside the Library	Unsafe	Neutral	Safe	Very Safe
Response in %	15.60%	29.36%	52.75%	2.29 %
	34	64	115	5



6. How would you rate the safety level inside the Canteen?

Safety level inside the Canteen	Unsafe	Neutral	Safe	Very Safe
Response in %	26.15%	33.94%	31.65%	8.26 %
	57	74	69	18

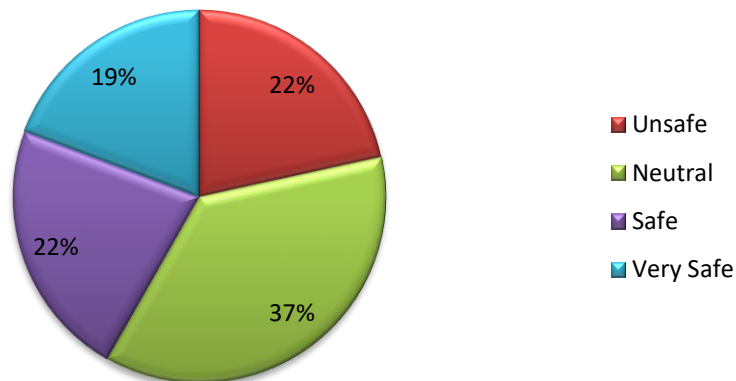
Safety level inside the Canteen



7. How would you rate the safety level inside the Wash room?

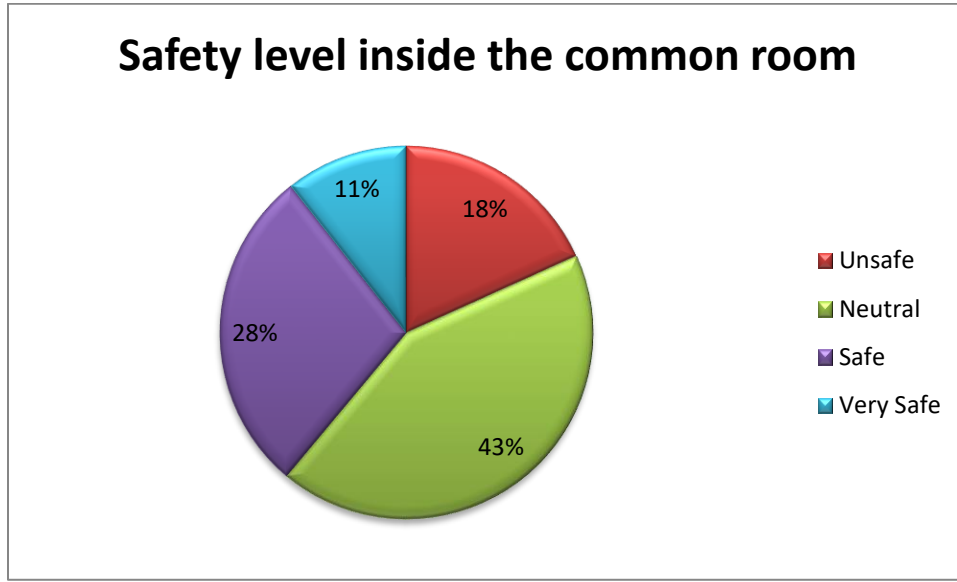
Safety level inside the Wash room	Unsafe	Neutral	Safe	Very Safe
Response in %	21.56%	36.7%	22.48%	19.27 %
	47	80	49	42

Safety level inside the Wash room



8. How would you rate the safety level inside the common room?

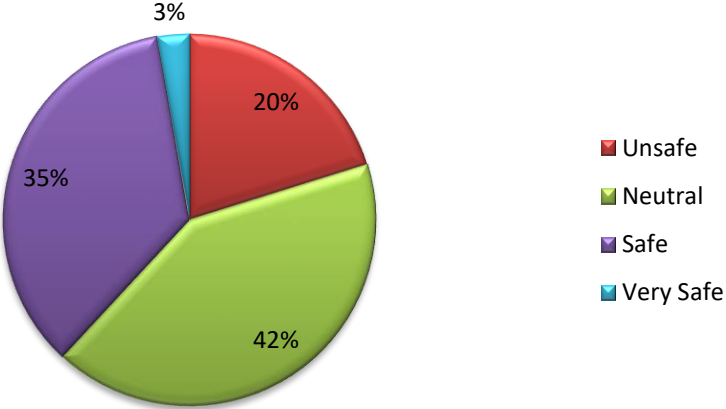
Safety level inside the common room	Unsafe	Neutral	Safe	Very Safe
Response in %	18.35%	43.12%	28.44%	10.69 %
	40	94	62	22



9. How safe do you feel during the morning?

Safety level in the morning	Unsafe	Neutral	Safe	Very Safe
Response in %	20.18%	41.74%	35.32%	2.75 %
	44	91	77	6

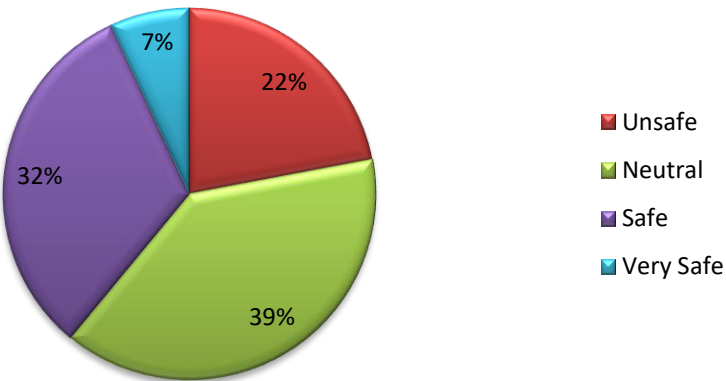
Safety level in the morning



10. How safe do you feel during the afternoon?

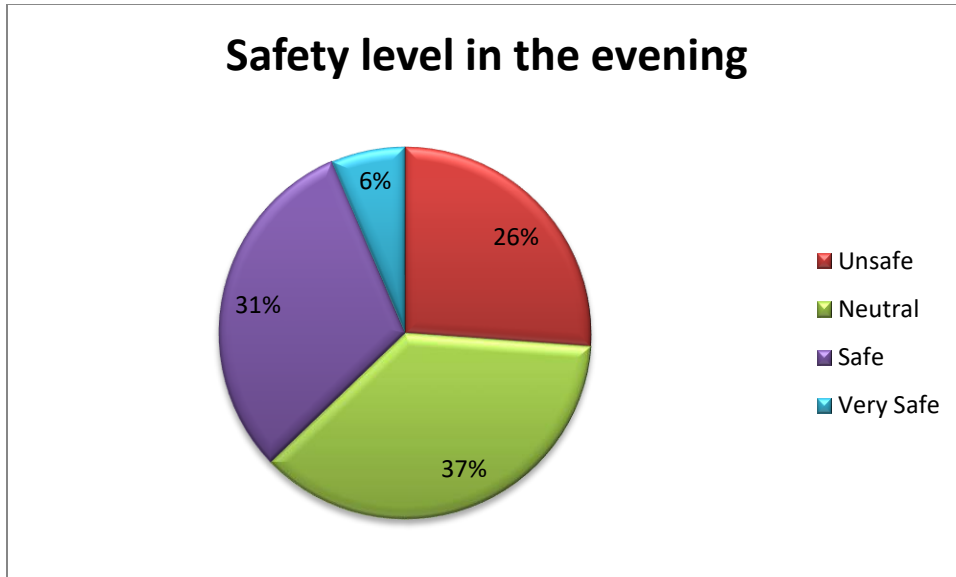
Safety level in the afternoon	Unsafe	Neutral	Safe	Very Safe
Response in %	22.02%	38.99%	32.11%	6.88 %
	48	85	70	15

Safety level in the afternoon



11. How safe do you feel during the evening?

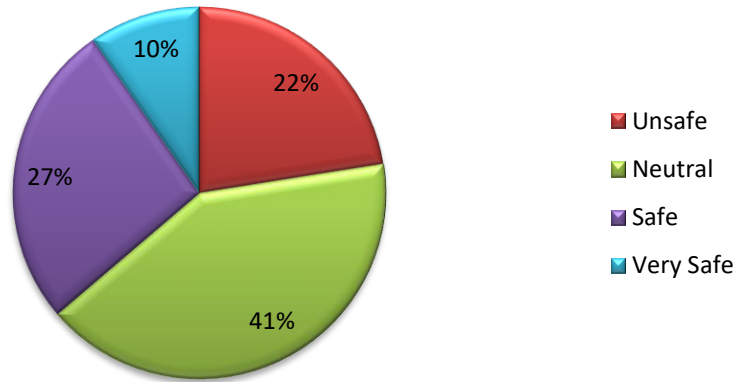
Safety level in the evening	Unsafe	Neutral	Safe	Very Safe
Response in %	26.15%	36.70%	30.73%	6.42 %
	57	80	67	14



12. How safe do you feel during the night?

Safety level in the night	Unsafe	Neutral	Safe	Very Safe
Response in %	22.48%	41.28%	26.61%	9.63 %
	49	90	58	21

Safety level in the night

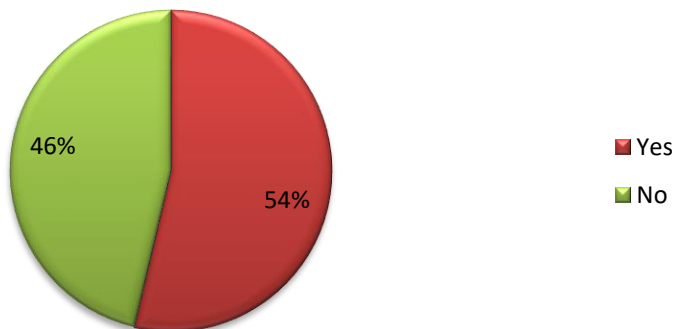


13. In response to the knowledge about the availability of the following facilities in our college :

a) Separate wash room for girl students in the library building

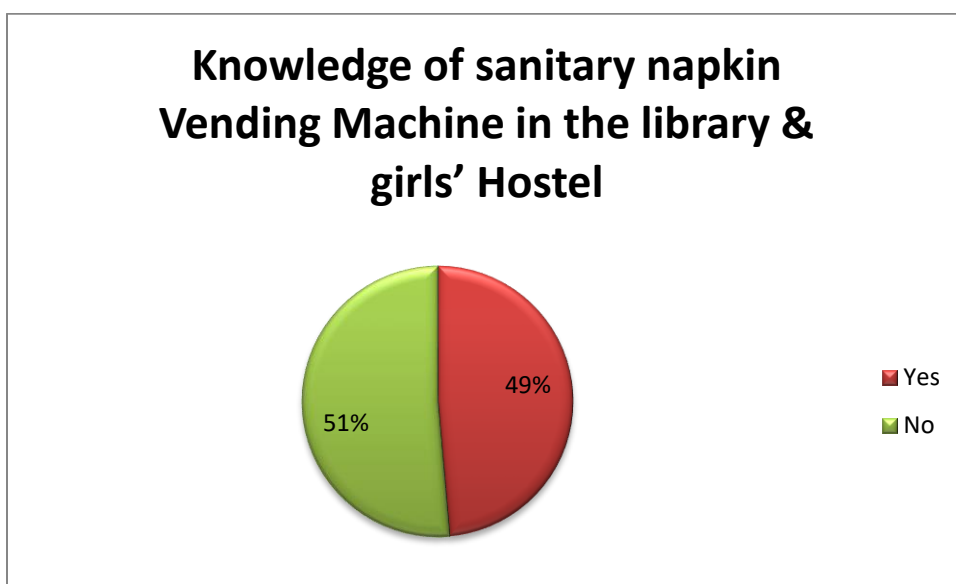
Knowledge of separate Washroom for girls in the library building	Yes	No
Response in %	53.67 %	46.33%
	117	101

Knowledge of separate Washroom for girls in the library building



b) Sanitary napkin vending machine in the library and girl's hostel

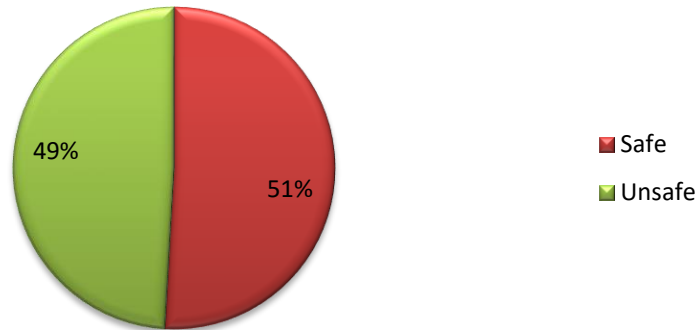
Knowledge of sanitary napkin Vending Machine in the library & girls' Hostel	Yes	No
Response in %	48.62%	51.38%
	106	112



c) Sanitary napkin incinerator

Knowledge of sanitary napkin incinerator	Safe	Unsafe
Response in %	50.92%	49.08%
	111	107

Knowledge of sanitary napkin incinerator



Summary of the analysis of the Students' Feedback on Curriculum for the session 2022-23

1. Approximately 65% of the students feel safe inside the college campus and 5.50% are neutral.
2. 37.2% of the students feel safe inside the college building and 33.49% are neutral.
3. 40.37% of the students are neutral regarding the safety inside the sports complex.
4. Approximately 55% of the students feel safe inside the library and approximately 30% are neutral.
5. 31.65 % students feel safe inside the canteen and 33.94% are neutral.
6. Students have expressed a mixed reaction about the safety in the washroom.
7. 43.12% are neutral regarding the safety inside the Common room.
8. Students have given a mixed reaction about safety in the morning, afternoon, evening and night.
9. Approximately 50% of the students are aware of the availability of separate girls' washroom, sanitary napkin vending machine and napkin incinerator in the college. But 74.77 % are aware of the Grievance Redressal and Anti-Sexual Harassment and Anti- Ragging Committee in the college.
10. Regarding safety during College week, Saraswati Puja, College Election and Freshmen Social their reaction is mixed.

Date: 16-10-2023
Place: Dharapur

Shard
16.10.2023
Chairperson
Feedback Coordination Committee,
Paschim Guwahati Mahavidyalaya
Paschim Guwahati Mahavidyalaya
P.O. Dharapur, Guwahati-17

Feedback Coordination Committee:

1. Chairperson : Dr. Rana Sarmah, Principal
2. Coordinator : Dr. Nripendra Nath Medhi
3. Member : Dr. Prabalika Sarma
4. Member : Mr. Niranjana Sarma
5. Member : Ms. Saraswati Rajbongshi

Shard
16.10.2023

N 16/10/2023

Ms. P. Sarma
16/10/23

Shard
16/10/23

Shard
25/10/23